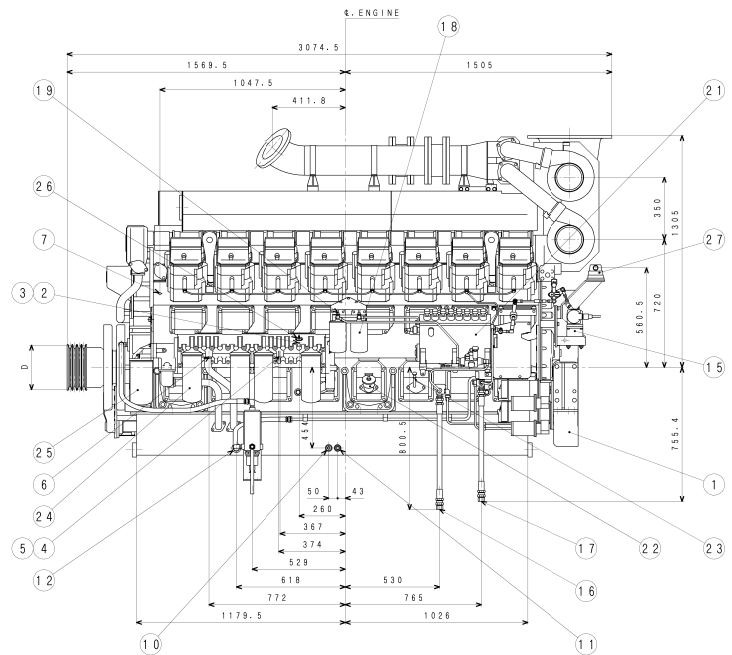
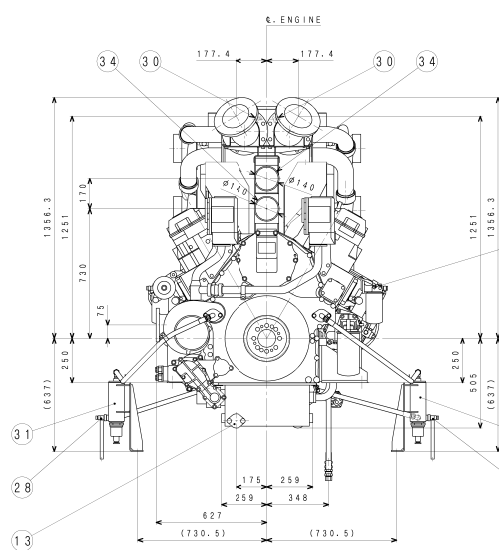
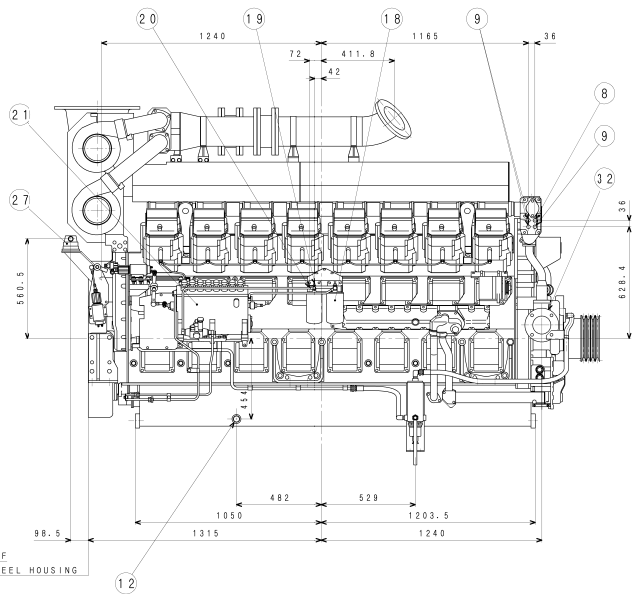


NO.	PARTS NAME	SIZE	REFERENCE
1	FLYWHEEL & HOUSING		37896-21001
2	OIL PRESS. GAGE UNIT JOINT	Rc1/8	37896-01014
3	OIL PRESS. SWITCH JOINT	Rc1/8	
4	OIL PRESS. SWITCH JOINT	Rc1	
5	OIL PRESS. SWITCH JOINT	Rc1/2	
6	OIL PRESS. SWITCH JOINT	Rc1/2	
7	OIL PRESS. SWITCH JOINT	Rc3/8	
8	THERMOMETER UNIT JOINT	Rc1/2	
9	THERMOSWITCH JOINT	Rc1/2	
10	OIL PAN (A) JOINT	M16x1.5	
11	OIL PAN (B) JOINT	M20x1.5	
12	OIL PAN (C) JOINT	M36x1.5	
13	OIL PAN (D) JOINT		
14	PICKUP JOINT	5/8-18UNF	37896-01014
15	GOVERNOR		
16	FUEL INLET PIPE JOINT	Rc3/4	37896-01014
17	FUEL RETURN PIPE JOINT	Rc3/4	37896-01014
18	FUEL FILTER		
19	FUEL PRESS. SWITCH JOINT	M14x1.5	37896-01014
20	FUEL PRESS. SWITCH JOINT	Rc3/8	37896-01014
21	FUEL INJECTION PUMP		
22	OIL FILLER		
23	OIL LEVEL GAGE		
24	OIL FULL-FLOW FILTER		
25	OIL BY-PASS FILTER		
26	OIL BY-PASS ALARM SWITCH		37896-01014
27	BREATHER		37896-01014
28	WATER DRAIN COCK		
29	EXHAUST FLANGE	300A	
30	THERMOMETER, EX. JOINT	G3/4	37896-01014
31	WATER HEATER	Rc1/2	
32	WATER INLET PIPE JOINT	90A	37896-01014
33	WATER OUTLET PIPE JOINT		
34	AIR INLET JOINT(FROM A/C)	φ140	
35	AIR OUTLET JOINT(TO A/C)	φ140	37896-01014



ENGINE SPEED	1500	1800
TURBO CHARGER	TD13M-37Q22VFC-N26, 3TD13L-43Q23, 5VRC-N30	
CRANK PULLEY P.C.D. 'D'	300	250

(4) THE GOVERNOR ON THIS DRAWING IS ELECTRIC GOVERNOR.
 (1) THIS ENGINE NEEDS WATER HEATER.
 (2) FAN & AIR TO AIR COOLER ARE OUT OF MHI'S SCOPE OF SUPPLY. THOSE SHOULD BE PREPARED BY D/G SET MANUFACTURER.
 NOTES (1) THIS DRAWING SHOWS S16R-PTA2.
 (4) 本圖のゴバは電気式で行ったものである。
 (1) 本エンジンはウォーターポンプを必要とする。
 (2) ファンとエア・トゥ・エア・クーラーは、MHIから受領しないので、D/Gメーカーにて製作を要する。
 注釈 (1) 本図はS16R-PTA2仕様図である。

MHI CONFIDENTIAL

S16R-PTA2 DIESEL ENGINE

三菱重工株式会社 製作機・特許事業本部
 MITSUBISHI HEAVY INDUSTRIES LTD. POWER & DIESEL ENGINE DIVISION

図番番号 37896-00406

橋口 村