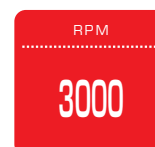



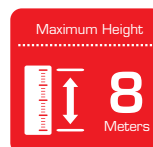


## Model: LLM-V8

Powered by Kohler



Lighting Features	
Lighting Type	LED
Frequency	50HZ
Voltage	230V
Number of Lamps	4
Nominal Lamps Power (Total)	1400W
Lighting Capacity	210000Lumen
Lit up area	4200m2

Telescopic mast	
Maximun height	8m
Type of erection	Manual
Type of Pivoting system	Manual
Max Angle of pivoting	340deg
Adjustable stabilizer	4n°
Maximum wind stability	80Km/h

Engine specifications	
Engine manufacturer	Kohler
Model	KD440
Operating Speed-Nominal	3000rpm
Engine cooling system	Air
Nr. of cylinder and disposition	Single
Oil capacity	1.5L
Fuel	Diesel
Starting system	Electric

Alternator Specifications	
Alternator	AGG
model	KI164A
Type	Brushless
Class	50HZ
Frequency	230V
Voltage	H
Phases	1
Continuous power 125°/40°	6kVA

Dimensional data	
Lenght	2650mm
Width	1300mm
Height	2460mm
Length - operating condition	2650mm
Width - operating condition	2460mm
Height - operating condition (mast and outriggers extended)	7800mm
Dry weight	656KG

Autonomy	
Fuel tank capacity	40L
Running time	40H

Noise level	
Noise pressure level @ 7 m	68dB(A)

## Mobility

Type of Mobility	Site Trailer
Nombre d'essieu	1 nr
Connection drawbar	Din eye 45mm

## Control Panel

Mounted and integrated in the canopy, for monitoring, control and protection of the Light Tower.

### CONTROL SECTION

- Starting key
- Preheater signal lamp
- Emergency stop button (external)
- Hour meter
- Fuel gauge – Monitor fuel level
- Low fuel level signal lamp
- Low oil pressure signal lamp
- Battery charge signal lamp

### POWER SECTION

- 40 A automatic earth leakage relay
- 16 A circuit breaker for lamps switch

### SOCKET TYPE

2P+T CEE 230V 16A IP44

